

Schüco Mounting system MSE 210 Flat-Roof

Mounting system for crystalline Schüco PV modules



Secure and fast flat-roof installation with minimal roof load

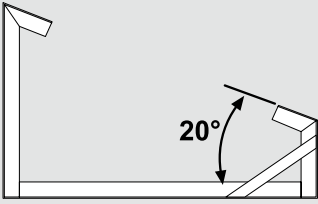
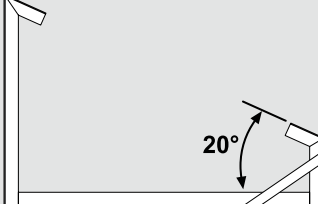
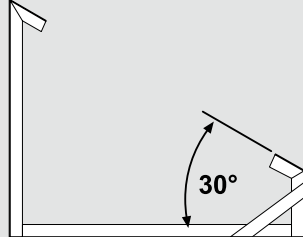
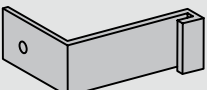
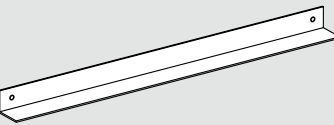
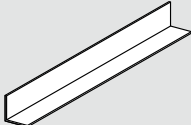
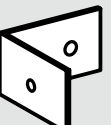
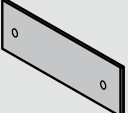
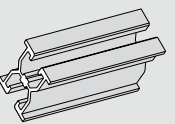
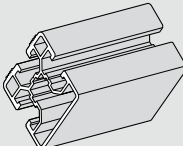
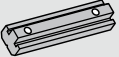
With the MSE 210 flat-roof mounting system for framed modules, rows of modules can be mounted with minimal roof load. For flat roofs built between 1985 and 2005, structural calculations are not required for minimal roof loads. This provides an opportunity to develop a larger customer base.

Key benefits

- Particularly low weight flat-roof mounting system for framed PV modules
- Rows of modules are optimized structurally and in terms of ballasting using connecting profiles and additional optional securing against slippage
- Row formation and less additional load means fast installation
- Installing mounting rails improves the statics, provides flexible module orientation and allows portrait or landscape installation.
- Design in two angles of inclination: 20° and 30°

SCHÜCO

Schüco MSE 210 flat-roof mounting system

Schüco MSE 210 flat-roof mounting system					
					
Description	Flat-roof brackets 20° landscape, including screws	Description	Flat-roof brackets 20° portrait, including screws	Description	Flat-roof brackets 30° portrait, including screws
Material	Aluminium, mill finish	Material	Aluminium, mill finish	Material	Aluminium, mill finish
Height	387 mm	Height	560 mm	Height	768 mm
Art. No.	259 586 / PU = 20	Art. No.	259 587 / PU = 20	Art. No.	259 588 / PU = 20
					
Description	Flat-roof clip including self-drilling screws	Description	Flat-roof connector including self-drilling screws	Description	L-shaped coupling profile
Material	Aluminium, mill finish	Material	Aluminium, mill finish	Material	Aluminium, mill finish
Ø	Drill hole = 6.5 mm	Dimensions	1080 x 55 x 55 mm Drill hole = 6.5 mm	Dimensions	50 x 50 x 3 mm (259 596) 55 x 55 x 4 mm (259 597)
Art. No.	259 589 / PU = 20	Art. No.	259 595 / PU = 20	Art. No.	259 596 / PU = 20 259 597 / PU = 20
					
Description	Elbow fitting including self-drilling screws	Description	Flat connector including self-drilling screws		
Material	Aluminium, mill finish	Material	Aluminium, mill finish		
Dimensions	Length: 55 mm Width: 50 mm	Length	100 mm		
Art. No.	259 594 / PU = 20	Ø	Drill hole = 6.5 mm		
		Art. No.	259 593 / PU = 20		
Also required					
					
BP 085 S mounting rail (259 721 / 1 PU)		BP 160 S mounting rail (259 725 / 1 PU)			
		Module-dependent retaining clamps			
Connector kit (257 106 / 50 PU)					