

1

2

3

4


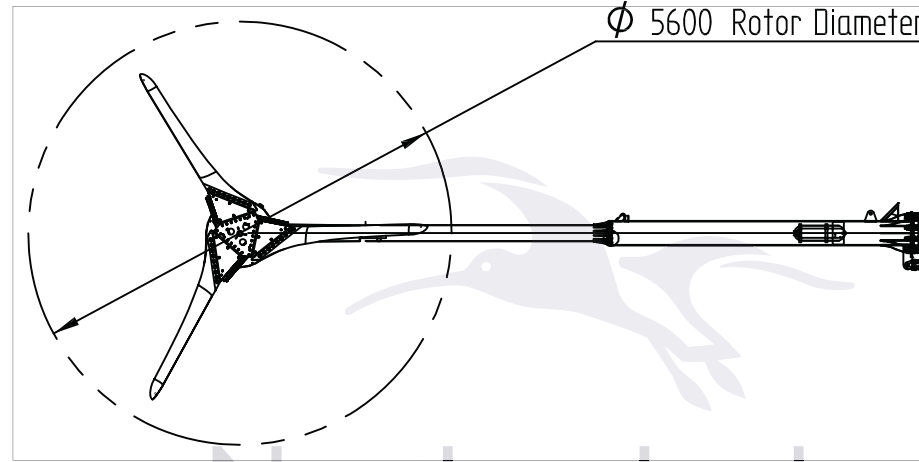
5

6

7

NOTE:  
DOCUMENT FOR REFERENCE ONLY.  
CHECK SHEET SIZE AND DRAWING  
SCALE BEFORE PRINTING.

WHEN PRINTING PDF ENSURE PRINT  
SCALE IN PRINTER PROPERTIES  
IS SET TO OFF OR TO NONE



Northumberland  
National Park  
Authority

WEIGHTS:  
Tower = 754Kg  
Turbine Head = 600Kg

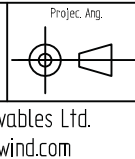
COLOUR:  
Tower and Frame - Galvanised Grey  
Covers - White, RAL9003  
Black, RAL9005

REV	DESCRIPTION	DATE	ECR	GRID REF.	ENG	SNR/ENG
A	COLOUR SPEC. ADDED SCALING FOR PRINTING NOTE ADDED	13.01.11	395	N/A	AM	AM
B	11.6m FLANGE BOLTED VARIANT ADDED.	31.03.11	404	SHT3	AM	AM
C	Drawing Border Updated	09.11.11	N/A		PH	

GENERAL NOTES  
DEBURR ALL SHARP EDGES  
WELD SYMBOLS TO B.S.499 PRT 2C  
WELDING TO BS EN 1011-2  
GALVANISING OF COMPONENTS TO  
CONFORM TO BS EN ISO 1461



UNLESS OTHERWISE SPECIFIED  
DIMENSIONS ARE IN MILLIMETERS  
ANGLES ±0.1°  
1 PL ±0.1 2 PL ±0.01



	NAME	DATE
DRAWN	SC	01/04/10
CHECKED	A McN	01/03/10
DWG NO	SIZE: A4	REV: C
SCALE: 1:100	WEIGHT:	SHEET 4 OF 5

TITLE:	Customer No.
KW6 on 9m Flange Bolted Tower	
Material:	Finish:
Released for	