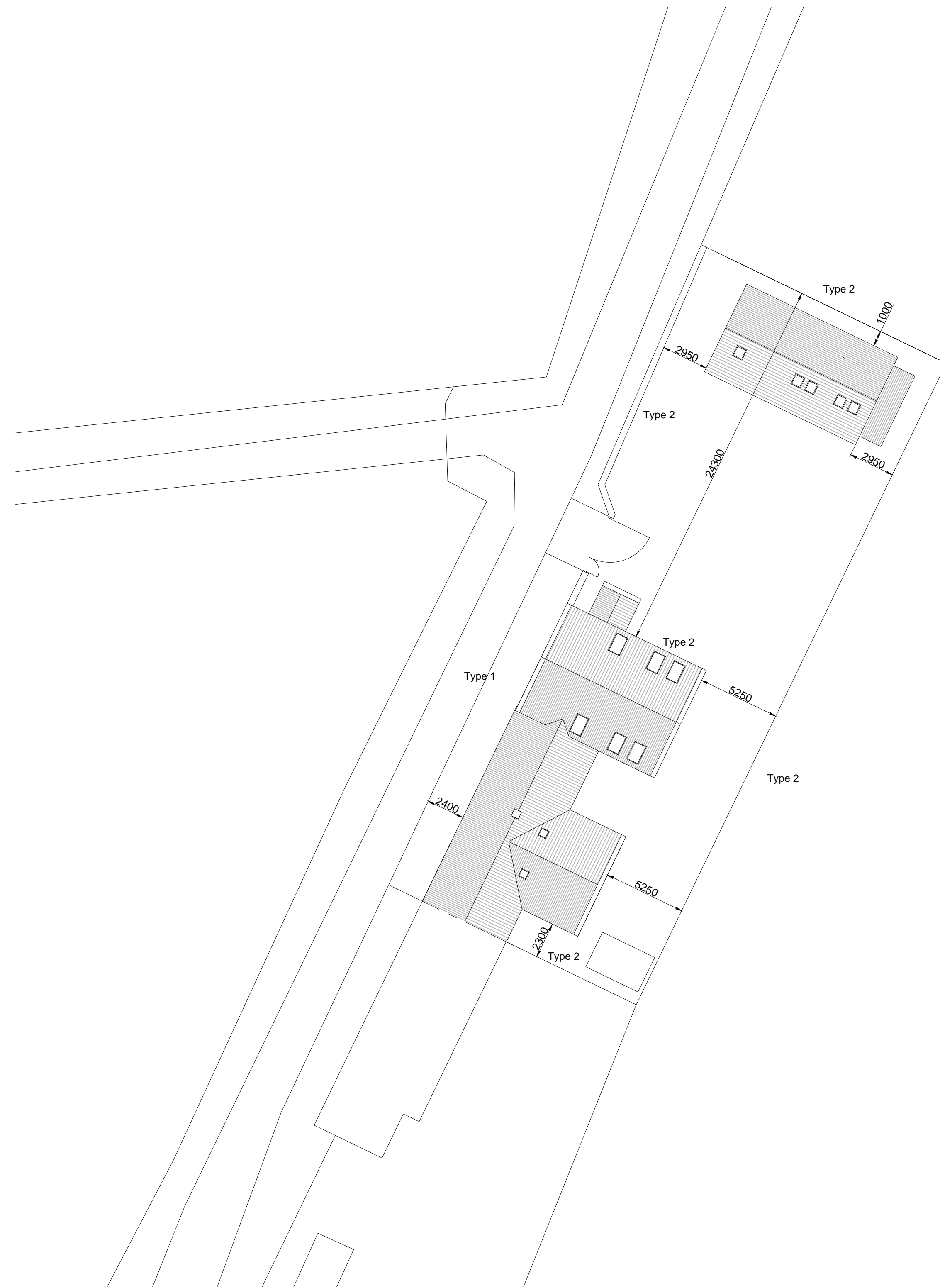




Existing Site Plan

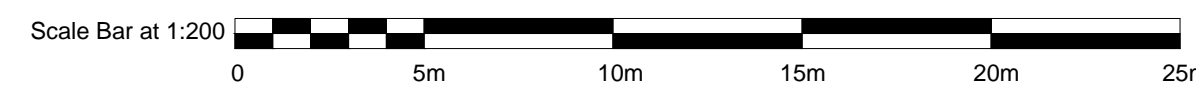
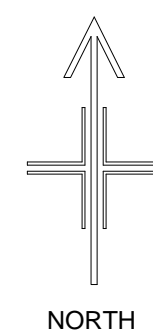


Proposed Site Plan

NOTE:	
BOUNDARY TREATMENT	TREES WITHIN 12m:
Type 1 Level. No Boundary Treatment	No known trees within 12m of the site As indicated on the plans
Type 2 Stone Wall (1100mm approx)	
Type 3 Post and wire/rail (1100mm approx)	

GENERAL
All drawings / plans are to be read in conjunction with attached specification
All dimensions are to be checked by the building contractor prior to the commencement of work and any discrepancies referred back to Plant Design NE Ltd
Copyright of these plans remains under the ownership of Plant Design NE Ltd

REVISIONS:
Rev / date / rev by / note



DRW. TITLE: Site Plan		PROJECT: House Extension & Garage	
DRAWN BY: CGS	DATE: March 2016	CLIENT: Mr & Mrs A People	
DRW No: NMB/MI/800		PROJECT ADDRESS: Havannah Cottage Alnham Alnwick Northumberland	
REV:	SCALE: 1:200	PAPER: A1	

PLANNING

RIBA  **planit** 

Plant Design (NE) Ltd
The Village Studio, 14 The Village
Ryhope, Sunderland
SR2 0NQ
t: 0191 523 6679
e: info@plantdesign.uk.com
w: www.plantdesign.uk.com

Plant Design (NE) Ltd
29 The Rise, Darras Hill
Newcastle Upon Tyne
NE20 9LH
t: 0845 604 3757
e: info@plantdesign.uk.com
w: www.plantdesign.uk.com