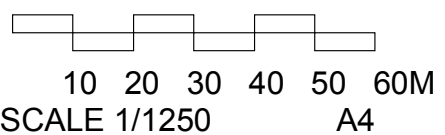

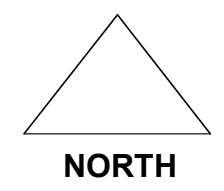


HARWOOD FOREST

GRID REFERENCE NZ960926



Project		
WHITLEES ELSDON		
Client		
SUE FINCH		
Drawing		
PROPOSED EXTENSION LOCATION PLAN		
Scale	Drawn	Checked
1/1250	NJ	
Date	Drw No.	Rev
9/16	1602/03	A



JENKINS  
PARTNERSHIP  
ARCHITECTS

The Bastle House  
Sharperton  
Morpeth  
Northumberland  
NE65 7AE  
Tel 01669 650354