

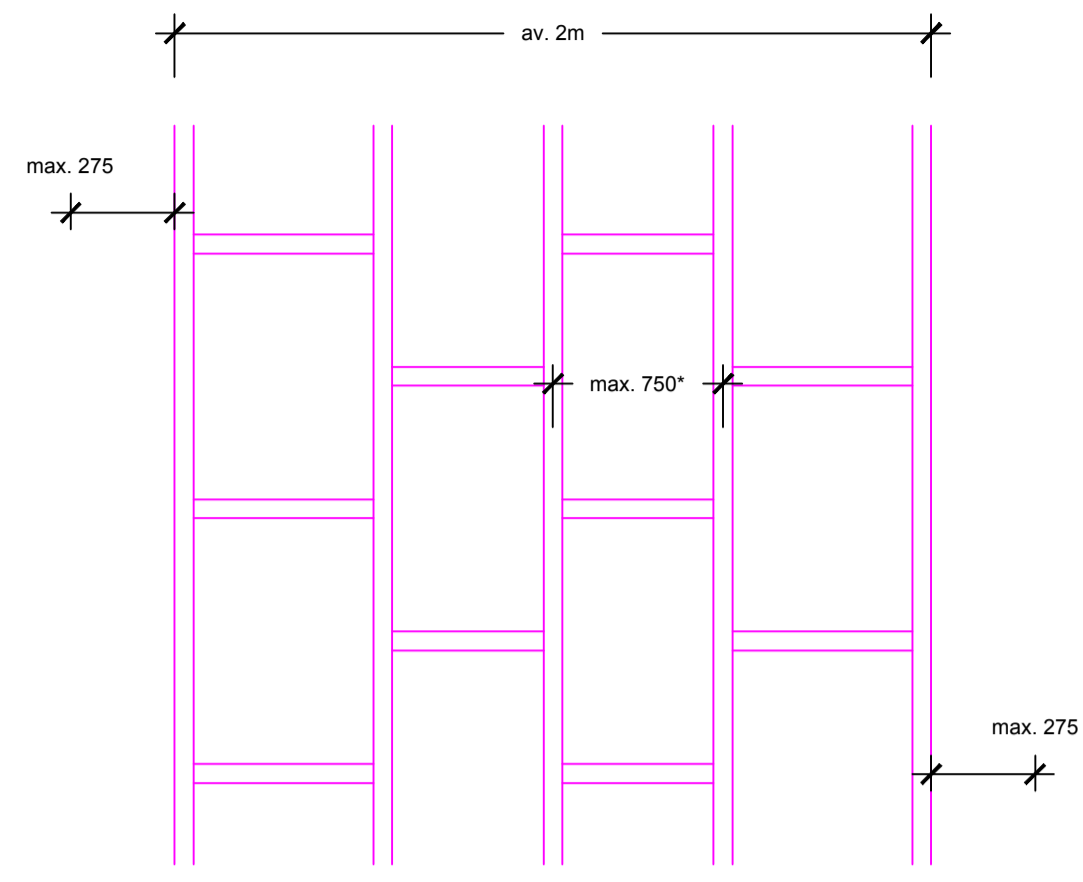
KEY:

- Whin plant communities.
- Unplanted substrate.
- Dura Grating, stone grey, 50mm thick with 50mm mesh, 3 x 1m or 3.6 x 1.2m panels. Supported by concrete blocks. Infilled with whinstone.
- Timber decking.
- Charcon 'Moordale' grey textured flags (450 x 450 x 70mm).
- Timber retaining detail (see SIL-GK-00-ZZ-DR-4302).
- Timber bench (see SIL-GK-00-ZZ-DR-4302).
- Steel mesh balustrade.
- Natural stone boulders.
- +0.1 Relative height in metres above a standard 'finished level' defined by the total depth of the insulation layer, drainage layer and 150mm depth of growing medium above the top level of the concrete roof slab.
- +0.2 Relative height of top of timber sleeper wall in metres above a standard 'finished level' defined by the total depth of the insulation layer, drainage layer and 150mm depth of growing medium above the top level of the concrete roof slab.
- External fire alarm beacon & sounder mounted on top of sleeper retaining wall.
- Low level down lighters recessed into timber edging.

NOTES:

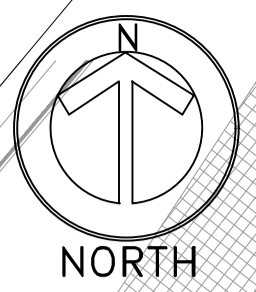
- For decking and deck frame specification, see SIL-GK-00-ZZ-DR-4302.
- Green roof drainage layer to be 'Roofdrain' by ABg Ltd. or similar. Roofdrain 40 (40mm thick) to be used throughout.

Typical deck construction plan - Scale 1:20

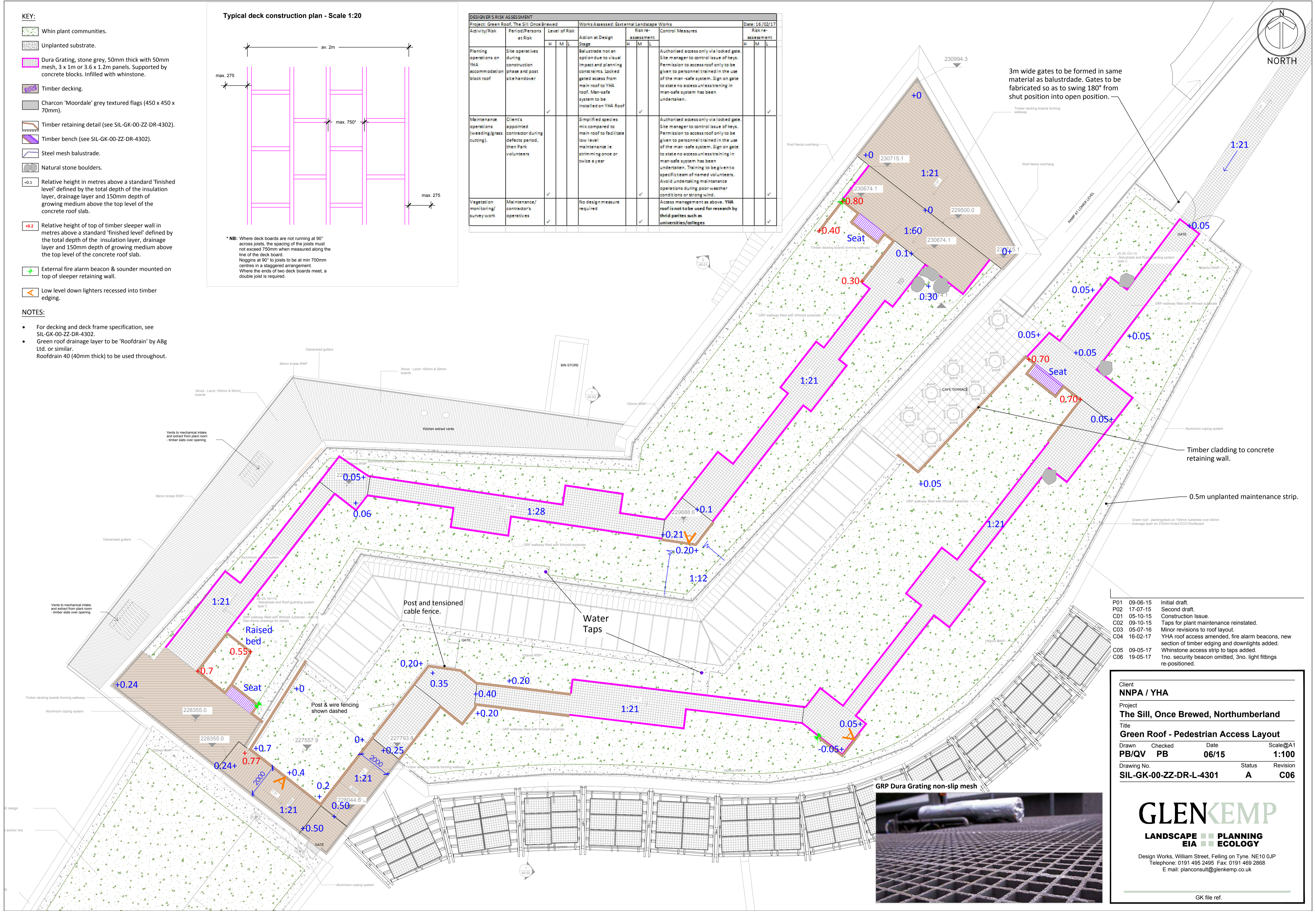


* NB: Where deck boards are not running at 90° across joists, the spacing of the joists must not exceed 750mm when measured along the line of the deck board. Noggins at 90° to joists to be at min 700mm centres in a staggered arrangement. Where the ends of two deck boards meet, a double joist is required.

DESIGNER'S RISK ASSESSMENT												
Project: Green Roof, The Sill, Once Brewed												
Activity/Risk	Period/Persons at Risk	Level of Risk			Works Assessed: External Landscape Works	Risk re-assessment			Control Measures			
		H	M	L		H	M	L	H	M	L	
Planting operations on YHA accommodation back roof	Site operatives during construction phase and post site handover				Balustrade not an option due to visual impact and planning constraints. Locked gated access from main roof to YHA roof. Man-safe system to be installed on YHA Roof				Authorised access only via locked gate. Site manager to control issue of keys. Permission to access roof only to be given to personnel trained in the use of the man-safe system. Sign on gate to state no access unless training in man-safe system has been undertaken.			
Maintenance operations (weeding/grass cutting)	Client's appointed contractor during defects period, then Park volunteers				Simplified species mix compared to facilitate low level maintenance ie strimming once or twice a year				Authorised access only via locked gate. Site manager to control issue of keys. Permission to access roof only to be given to personnel trained in the use of the man-safe system. Sign on gate to state no access unless training in man-safe system has been undertaken. Training to be given to specific team of named volunteers. Avoid undertaking maintenance operations during poor weather conditions or strong wind.			
Vegetation monitoring/survey work	Maintenance/contractor's operatives				No design measure required				Access management as above. YHA roof is not to be used for research by third parties such as universities/colleges			



3m wide gates to be formed in same material as balustrade. Gates to be fabricated so as to swing 180° from shut position into open position.



P01	09-06-15	Initial draft.
P02	17-07-15	Second draft.
C01	05-10-15	Construction Issue.
C02	09-10-15	Taps for plant maintenance reinstated.
C03	05-07-16	Minor revisions to roof layout.
C04	16-02-17	YHA roof access amended, fire alarm beacons, new section of timber edging and downlights added.
C05	09-05-17	Whinstone access strip to taps added.
C06	19-05-17	1no. security beacon omitted, 3no. light fittings re-positioned.

Client	NNPA / YHA		
Project	The Sill, Once Brewed, Northumberland		
Title	Green Roof - Pedestrian Access Layout		
Drawn	Checked	Date	Scale@A1
PB/QV	PB	06/15	1:100
Drawing No.	Status	Revision	
SIL-GK-00-ZZ-DR-L-4301	A	C06	

GLENKEMP
 LANDSCAPE ■■■ PLANNING
 EIA ■■■ ECOLOGY

Design Works, William Street, Felling on Tyne, NE10 0JP
 Telephone: 0191 495 2495 Fax: 0191 469 2868
 E mail: planconsult@glenkemp.co.uk

