

SIMPLE, RELIABLE & DISCREET

Compact wastewater treatment plant



WPL Diamond

Environmentally compliant

Our range of WPL Diamond small packaged wastewater treatment plants are suitable for domestic and commercial properties in all ground conditions where mains drainage is unavailable.

Every day over 36 million litres of water is recycled back in to the environment through our WPL Diamond wastewater treatment plants. Our high quality treatment process consistently meets increasing regulations set by the Environment Agency, safely discharging (final effluent) into a soakaway or watercourse.

British design and build

Designed and built at WPL, our patented Diamond not only gives you the highest quality process on the market, but also provides you with a discreet, efficient and cost-effective solution for the longevity of the plant. This is achieved through our continued commitment to improve product design, development and manufacturing processes; backed by our commitment to engineering excellence for over 25 years.

Trusted network

Our trusted network of independent experts can offer professional advice on project specifications, compliance and guidelines; whilst providing installation, service and maintenance.





WPL Promise

WPL has been at the forefront of wastewater treatment for over 25 years; understanding your need for a high quality, easy to maintain and discreet product.



Low maintenance and long-term value:

- **Longer emptying cycles (up to 3 years desludge) -**
due to our highly efficient aeration process which breaks down organic matter at a reduced sludge growth rate.
- **No internal electrical or mechanical moving parts -**
inside the tank, offering minimal maintenance compared to other processes on the market which are prone to breaking down.
- **25 years tank warranty -**
and 2 years warranty on the blowers (housed in the kiosk)*.



Compliant - meeting standards and codes of practice:

- **Fully tested, accredited and certified -**
under European Standard BS EN12566-3 2014 approval which allows a CE mark.
- **Meets consent standards -**
of 20mg/l BOD; 30mg/l SS; 20mg/l NH₄ as a minimum.
- **General Binding Rules update 1st January 2020 -**
unlike a septic tank we consistently meet the General Binding Rules: small sewage discharge to surface water.
- **Part H2 UK -**
of building regulations.
- **Binding Rules legislation -**
for exemption from a permit to discharge by the Environmental Agency.
- **LABC registered**
- **Designed using the British Water Code of Practice Flows and Loads -**
to ensure that the tank is correctly sized.
- **Safe discharge -**
of final effluent into a soakaway or watercourse.




Discreet

- **Our plant is odourless -**
so you won't even know it's there!*
- **Flushest lids to the ground -**
creating perfect integration in to the landscape.
- **Compact in design -**
keeps the excavation to a minimum and installation simple.
- **Range of invert depths -**
for complicated sites, allowing more discharge options.


*subject to correct installation, consistent influent conditions and regular plant maintenance as per the manufacturers' instructions

Ideal septic tank replacement - General Binding Rules regulation update

Homeowners with septic tanks that discharge directly into the surface water will now need to consider the option of replacing with a packaged wastewater treatment plant such as a WPL Diamond - by (or before) the 1st January 2020 when selling a property or upgrading an 'end of life' septic tank.




Simple and reliable operation




1: The wastewater flows into the main tank and enters directly into the bio-chamber.

The bio-chamber is a zone where the solids circulate continuously; this is achieved by air rather than mechanical or electrical parts inside the tank.



2: The draft tube enables the solids to be drawn back up into the central aeration chamber and re-circulated through the treatment process.



3: The treated liquid then exits through the dip pipe and is discharged safely in to the environment, meeting the required consent standard.

Technical Specification

Loadings

Model	DMS2	DMS3	DMS4	DMS5	DMC6	DMC7	DMC8	DMC9
Population range (persons)	1-6	5-11	10-15	14-20	21-27	28-35	36-45	46-55
Blower motor size (kw)*	0.080	0.090	0.160	0.230	0.230	0.221	0.221	0.221
Total power consumption	0.080	0.090	0.160	0.230	0.460	0.663	0.663	0.663

*Actual power consumption may vary (dependent on motor efficiency and nature of installation), size stated is motor size NOT actual power consumption. Blower options available on request.

Dimensions

Model	Max outside diameter (m)	*Inlet invert depth (mm)	Max height/ in ground depth (m)	Weight empty (kg)
DMS2	1.74	630	2.33	155
DMS3	1.96	760	2.59	192
DMS4	1.99	780	2.78	210
DMS5	1.99	780	2.78	210
DMC6	3.30	570	3.35	380
DMC7	3.30	570	3.35	380
DMC8	3.30	580	3.72	460
DMC9	3.30	580	3.72	460

* Deeper inverts can be accommodated with our range of standard invert extensions. All dimensions +/- 3% tolerance.



We can help you with additional information or recommend your nearest independent expert for installation, service and maintenance of your WPL Diamond packaged sewage treatment plant.

For more information contact us at:

wpldiamond.com



Our roots

WPL have been at the forefront of wastewater treatment technology for over 25 years, with international experience of technical design, quality of manufacture and supply of environmental wastewater solutions.

Our high level of expertise means that we offer all of our customers, from the individual home owner to the large municipal communities and industrial markets, robust wastewater treatment process solutions that are environmentally compliant.



Contact

WPL Limited

Unit 1 Aston Road
Waterlooville
Hampshire
PO7 7UX
United Kingdom

Tel: +44 (0)23 9224 2600

Email: enquiries@wpl.co.uk

Web: wpldiamond.com

WPL independent expert:

Disclaimer

WPL Limited registered in England & Wales NI 2583411 VAT No. 568 3801 15.
WPL Limited has a policy of continual product development and the above information may be subject to change without notice. WPL Limited are fully compliant with the British Water Code of Practice.

WPL Ltd reserve the right to change specifications in line with company policy of improvement through research and development. Errors and omissions excepted. Models shown in this data sheet may include additional cost options that are not part of the standard specification.