

THE STAR INN, HARBOTTLE

EXTERNAL LIGHTING SPECIFICATION



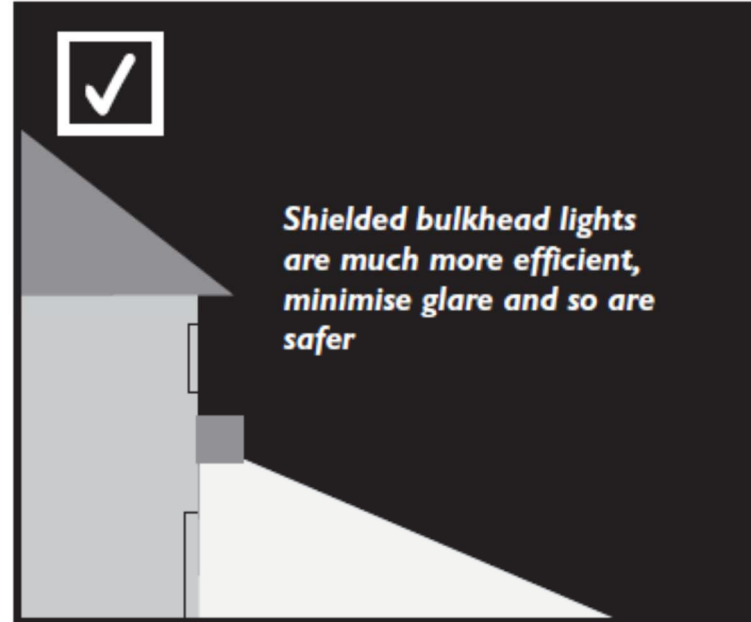
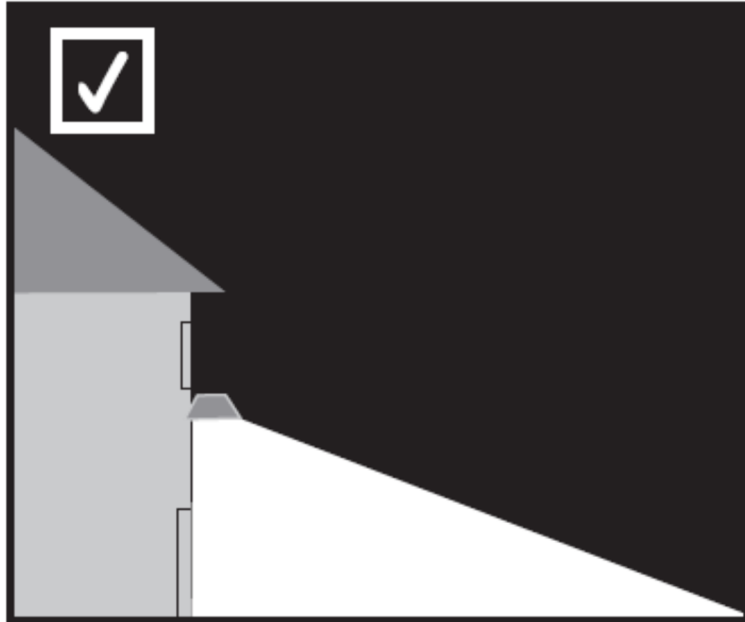
1.0 DESIGN STATEMENT

- 1.1 The external lighting proposals have been developed with in accordance with the Northumberland National Park 'Good Practice Guide for Outside Lighting in Northumberland International Dark Sky Park'.
- 1.2 Harbottle is located in Environmental zone E0-50 which requires new light units to be compliant with guidance and be fully shielded regardless of lumen output – *see extract from Table below.*

| | | | | |
|--------------|---|---|--|---|
| E0-50 | Predominantly dark - Some light spill is inevitable up to 50 metres beyond the new light source or up to property boundary whichever is nearer to property. | Settlements with little or no street lighting system e.g. Alwinton Ingram Holystone College Valley Greenhaugh & Lanehead Harbottle. | New units must be compliant and residents encouraged to modify existing outside lights to prevent no more than 0.25 lux straying beyond their property boundary. | New outside lights must be fully-shielded regardless of lumen* output (ideally less than 600 lumens) Encourage existing lights to be modified or adapted to this end. |
|--------------|---|---|--|---|



- 1.3 The proposed fittings are appropriate to the historic nature of the buildings, proposed use and context of the setting.
- 1.4 A limited number of fittings has been selected to maintain uniformity throughout the courtyard and other buildings within the site.
- 1.5 All fittings are black in colour, good quality and of robust materials.


- 1.6 The fittings are all fully shielded at the top and conform with the Dark Sky guidance. The shielded fittings minimise glare – *see images extracted from guidance document below*. Fittings will be mounted at mid height (above doors) on the two-storey building and below the eaves on the single storey building.



- 1.7 Bulkhead fittings will be used at low level to light the pathway from the courtyard, via the external steps, to the first-floor bedroom accommodation.
- 1.8 See Dwg Ref: 20-037-07 for location of fittings.

2.0 TABLE OF FITTINGS

| Locations | Fitting / Specification | Specification | Image |
|--|--|---|--|
| <p>Above external doors</p> <p>Columns between Eating Room doors</p> | <p>Black Outdoor Security PIR Motion Sensor Half Lantern Wall Light Lamp</p> | <p>IP44 Rated [Energy Class A] Comes with a built in PIR - 120-degree detection angle, 8M maximum range with a 5 sec - 8 min timer function. Energy compatible lamps / LED for lower maintenance costs. Made from strong cast alloy and plastic IP44 rated for outdoor use. Lamp Type: Colour temperature: <3000k Lumen Output: <600 Height: 40cm Width: 22cm Depth: 13cm</p> |  |
| <p>Either side of Eating Rooms entrance door</p> | <p>Traditional Swan Neck Outdoor Wall Light (IP65) in Black</p> | <p>Traditional swan neck outdoor wall light Classic design, superb quality Lamp Type: Colour temperature: <3000k Lumen Output: <600 IP65 rated for outdoor use Height: 32cm Width: 24cm Depth: 42cm</p> |  |

| Locations | Fitting / Specification | Specification | Image |
|----------------|---|--|---|
| External steps | Dar UGO2139 Ugo Bulkhead Eyelid Wall Light - Anthracite | <p>Modern outdoor round flush wall light with an eyelid downlight finished in anthracite dark grey. Manufactured from high grade cast aluminium and tough powered coating with an IP65 rating. Can be used as a bulkhead and a pathway light. Powered by high quality 2W LED producing 62 lumens of crisp warm white light. Finish: Anthracite Dark Grey</p> <p>Dimensions: Depth 30mm x Height 100mm x Width 100mm</p> <p>Lamp Information: LED 1.5W 62 Lumen 3000k Warm White (Included)</p> |  |